

# What Is Living?

**How to use:** Print first for the main practice. Then use the device to repeat activities and save progress.

## LEARNING OBJECTIVES

- 1 Tell the difference between living and nonliving things
- 2 Explain what living things need to survive

## MINI LESSON

Look around you — some things are alive and some are not. Living things do special things that nonliving things can never do.

### Living things grow and change

- A seed grows into a plant. A puppy grows into a dog.
- Example: A flower grows taller every day.
- Nonliving things like rocks always stay the same size.

### Living things need food, water, and air

- Animals eat food and drink water to stay alive.
- Plants use sunlight and water to make their own food.

### Living things make more of their own kind

- Dogs have puppies. Trees drop seeds. Birds lay eggs.
- A rock or a chair can never make babies.


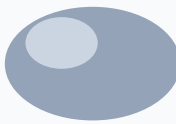
### Nonliving things do not grow or breathe




- A pencil does not eat, breathe, or grow.
- Some things like wood were once living but are not anymore.

## VOCABULARY

**Living** Grows, needs food and water, and can make more of its kind  
*e.g. dog, tree, flower, fish*

**Nonliving** Does not grow, breathe, or need food and water  
*e.g. rock, chair, pencil, car*

Living	Nonliving
 <p data-bbox="167 548 383 571">grows · needs water</p>	 <p data-bbox="534 515 686 571">does not grow needs nothing</p>

Living things need...		
 <p data-bbox="893 414 1005 492"><b>Food</b> gives energy</p>	 <p data-bbox="1101 425 1197 504"><b>Water</b> to drink</p>	 <p data-bbox="1308 448 1420 526"><b>Air</b> to breathe</p>

! Ask yourself: Does it grow? Does it need food and water? Can it make babies? If yes — it is living!

### TRACING PRACTICE

Trace each word, then copy it twice on the lines below.

TRACE

living

COPY 1

COPY 2

TRACE

nonliving

COPY 1

COPY 2

TRACE

grow

COPY 1

COPY 2

TRACE

food

COPY 1

COPY 2

TRACE

water

COPY 1

COPY 2

TRACE

air

COPY 1

COPY 2

TRACE

plant

COPY 1

COPY 2

TRACE

animal

COPY 1

COPY 2

Tip: If it grows and needs food and water — it is living!

### EXERCISES — SORT & MATCH

Write each word in the correct column.

#### WORDS TO SORT

dog rock tree chair bird pencil flower book fish car

Living

Nonliving

### EXERCISES — MULTIPLE CHOICE

**1. Which of these is a living thing?**

- a rock
- a dog
- a pencil

**2. What do all living things need to stay alive?**

- paint and glue
- music and sunscreen
- food, water, and air

**3. How do we know something is living?**

- it grows and changes
- it is very heavy
- it has a bright color

**4. Which of these is nonliving?**

- a flower
- a chair
- a bird

**5. What can living things do that nonliving things cannot?**

- stay the same size forever
- be picked up and moved
- make more of their own kind

**6. Is a tree living or nonliving?**

- living — it grows and needs water
- nonliving — it cannot walk
- nonliving — it stays in one place

**7. Which sentence is true about nonliving things?**

- they need food and water to survive
- they do not grow or breathe
- they can make babies

**8. Which group shows only living things?**

- rock, chair, pencil
- car, flower, book
- dog, tree, fish

**9. Is a seed living or nonliving?**

- living — it can grow into a plant
- nonliving — it is too small
- nonliving — it does not move

**10. Which sentence is correct?**

- rocks can grow if you water them
- plants are living things that need water and sunlight
- chairs need food and air to survive

## ASSESSMENT

### PARENT / TEACHER CHECKLIST

- Sorts at least 8 out of 10 objects correctly into living and nonliving groups
- Names at least two things that living things need (food, water, air)
- Explains in their own words why something is living or nonliving
- Points to at least two living things and two nonliving things in the room